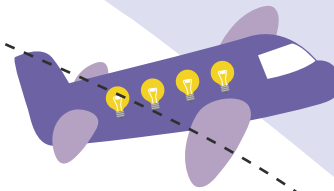


Contents



A Letter for You 3

Scope and Sequence 4

Get ready for your voyages! 6

Welcome! 10

Unit 1 At School 12

Unit 2 Family Parties 22

Unit 3 Houses 32

Unit 4 Toys! 42

Unit 5 Around the Town 52

Unit 6 Play time! 62

Unit 7 Pets 72

Unit 8 At the beach! 82

Christmas Festival 92

World Book Day Festival 94

End-of-year Festival 96

Stickers 97

Dear friend,

Are you ready to be a voyager? Are you ready for eight exciting voyages?

Each voyage is about a different theme or topic and has five stages.

- The first stage is about **Culture**. At this stage, you visit a place and explore how people live.
- The second stage is about **The World Around Us**. At this stage, you explore the fascinating, natural world.
- The third stage is a **Story**. There are lots of different types of stories for you to enjoy.
- The fourth stage is about **Art**. You can explore different art techniques and make something to play with.
- The last stage is a **Log**. Here you record the language for your voyage.

Have fun! Enjoy your voyages!

Best wishes,
Susan and Katharine




Complete the voyager's ticket with your name and picture.

 **Ticket for a Young Voyager**

Name:



Scope and Sequence



Units


Language

	Units	Language
	Welcome!	<i>I am / Are you?</i>
1	At School	<i>Is / isn't. Next to, between, opposite. Where's ...?</i>
2	Family Parties	<i>Who's that? He's / She's my ... Is that for your ...? Have a ... Thank you. No, thanks.</i>
3	Houses	<i>It is / isn't. There is / isn't a ... Is there a ...? Come in. May I take your coat? What's behind ...?</i>
4	Toys!	<i>There is a / are some ... He can / can't buy ... May I have ...? Do you have? Yes, I do. No, I don't.</i>
5	Around the Town	<i>There is / isn't ... There are / aren't some / any ... 1-10</i>
6	Play time!	<i>We / They can / can't ... Can you / they? Let's ... Go over. My turn! Throw the dice. I'm the winner.</i>
7	Pets	<i>I like ... They need ... They don't need ... I can help with ... In my pet store, there is / are ...</i>
8	At the beach!	<i>Let's ... Don't ... You can / can't ... There is / are ... At my beach there is ... You can ...</i>

Culture**The World
Around Us****Literacy****Artistic Expression**

A School in a Forest	Maps	Which twin are you?	Signs
A Family Barbecue	Families	Disaster at the Party	Cookies
Treehouses	The Kitchen	The Secret Room	A Model House
A Toy Store	Shopping	Toys at Play	A Puzzle
A Mini Town	Giving Directions	Lost in Town	A Model Town
A Play Center	Moving Around	Fun for Gabby	A Board Game
Animal Rescue Center	Caring for Pets	Jake's New Friend	A Window Display
Beach Behavior	Different Beaches	The Mermaid's Treasure	A Beach Scene

Get ready for your voyages!

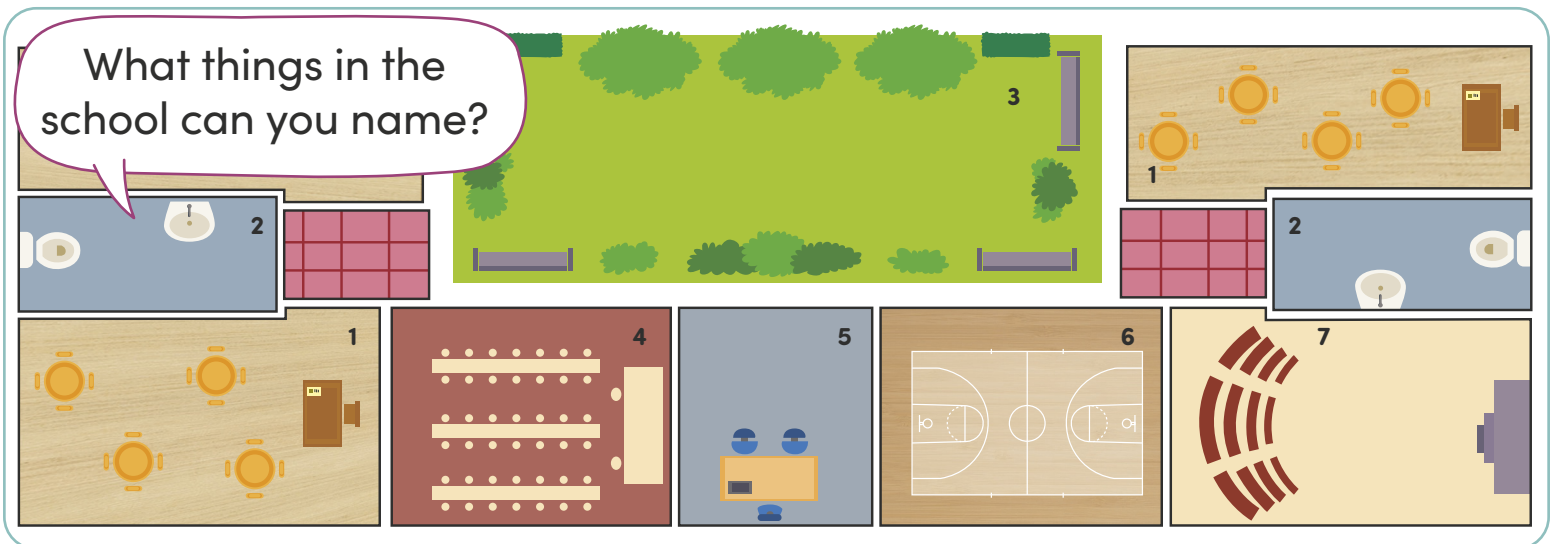


Explore your book and write the page number.

Think about your English skills and answer the questions.


In Unit 1 ...

We learn to make maps of our school. See page _____.



In Unit 2 ...

We visit a family in Australia. See page _____.



In Unit 3 ...

We read a story about a secret room. See page _____.

What rooms in a house can you name?



In Unit 4 ...

We make a puzzle. See page _____.

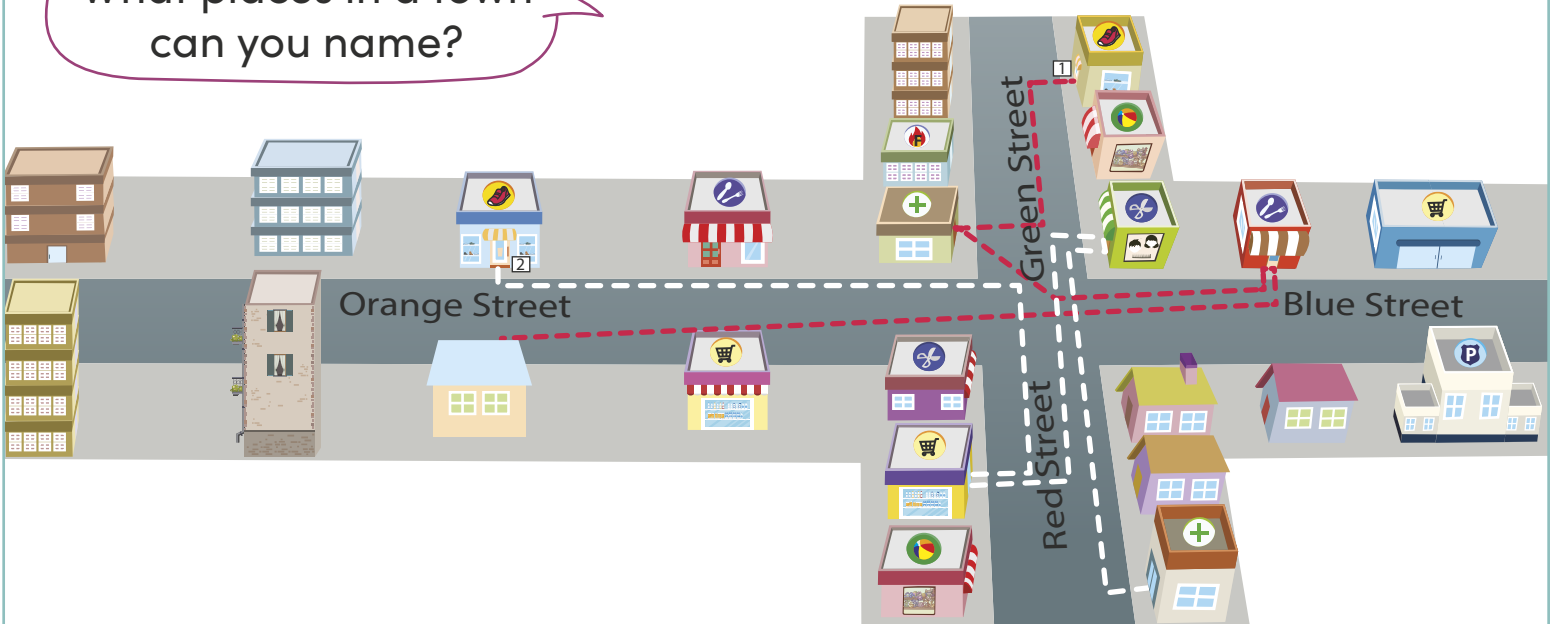
What toy words do you know?



In Unit 5 ...

We learn to give directions around a town. See page _____.

What places in a town can you name?



In Unit 6 ...

We read a story about a girl and a special swing. See page _____.

What things can you name in a playground?



In Unit 7 ...


We visit a rescue center for animals. See page _____.



In Unit 8 ...

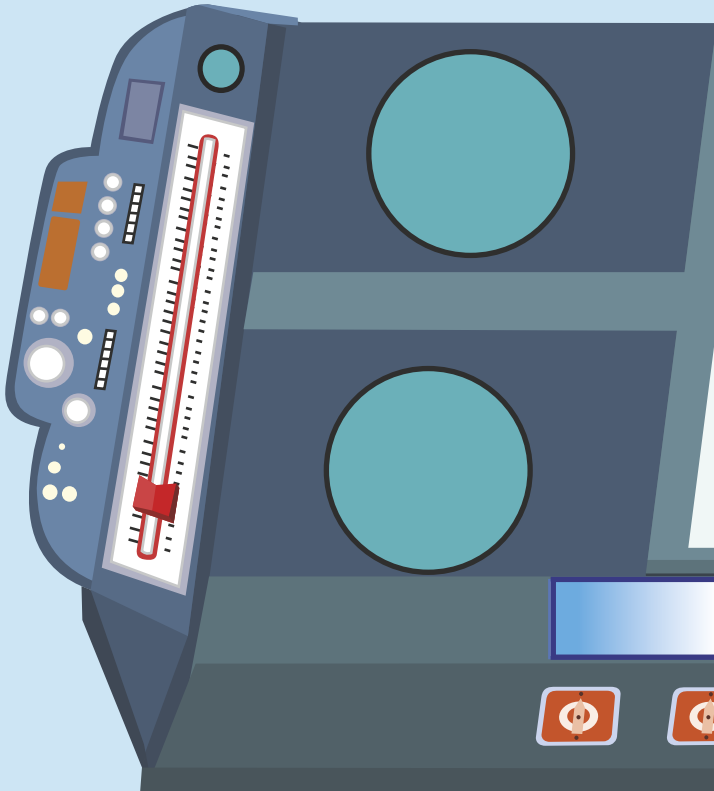
We make a beach scene. See page _____.

What can you name at the beach?





Welcome!

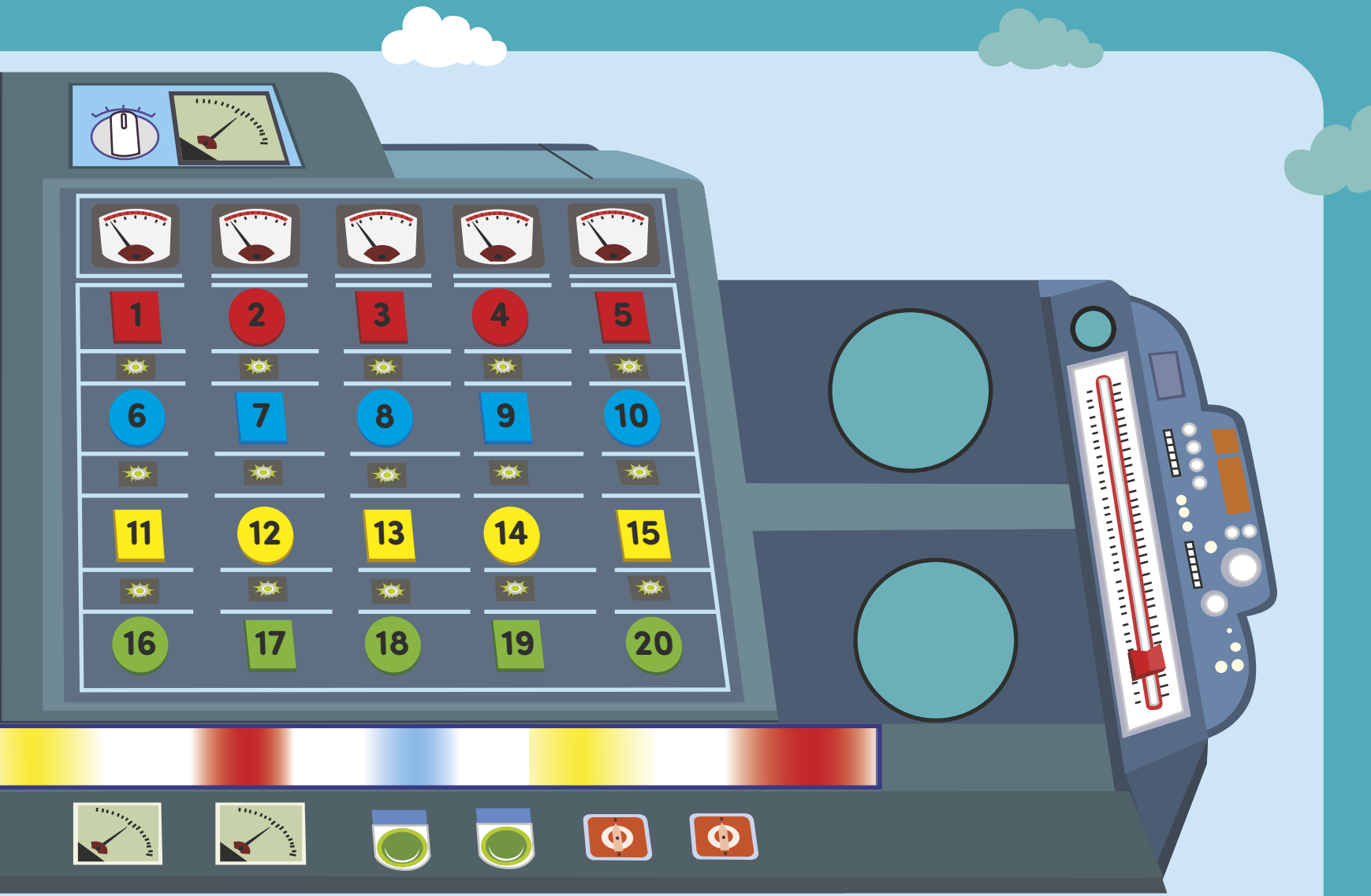



1. Listen and write the ages.


2. Find out about your friend. Complete the chart.





	Me	My friend
Name	_____	_____
	_____	_____
Age	_____	_____
	_____	_____

3. Combine the colors and complete the control panel.



 4. Sing the number song and do the actions.

 5. Color the shapes and crack the code.

			
2	6	1	7
4	8	3	9
		5	

6. Choose and write numbers for your voyages' password.








1 At School




This is my school in the forest!

Key

-  Classroom
-  Gym
-  Cafeteria
-  Auditorium
-  Playground
-  Office
-  Restroom



3  1. Listen and check (✓) the answers. Sing the song.

Where's the ...

Indoors

Outdoors

classroom?

gym?

cafeteria?

auditorium?

playground?

office?

restroom?

2. Play *The Odd One Out*.



Classroom, cafeteria, restroom in the forest school.



Restroom! It's indoors.



3. Crack the code and circle the correct names.




Annie

Tom

Lisa

Pablo

a.m.



p.m.

In the morning, **Lisa** / **Pablo** is in the .

In the afternoon, **Tom** / **Pablo** is in the .

In the morning, **Annie** / **Tom** is in the .

In the afternoon, **Lisa** / **Annie** is in the .

4. Sing your version of the song.



Locating people at school. *Lisa is in the classroom.*

Maps

1. Read the picture sentences aloud.

Key



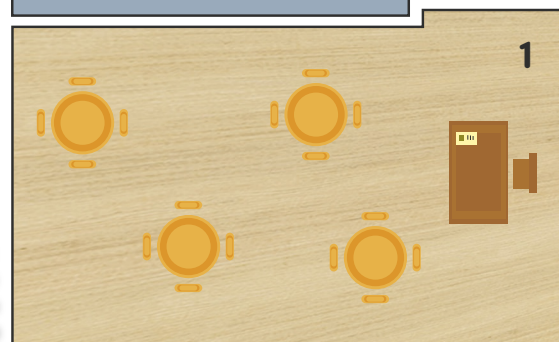

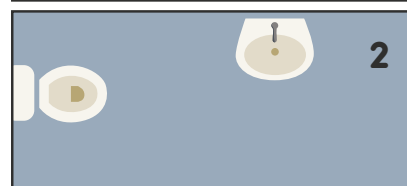

between



next to



opposite



The  is  the   . The  is  the  .

The  is  the  . The  is  a  .

2. Look at the map and number the places.

cafeteria

auditorium

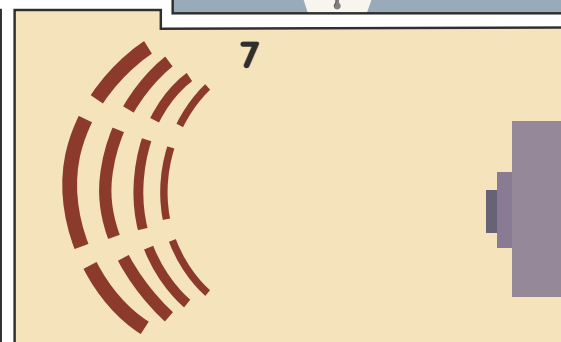
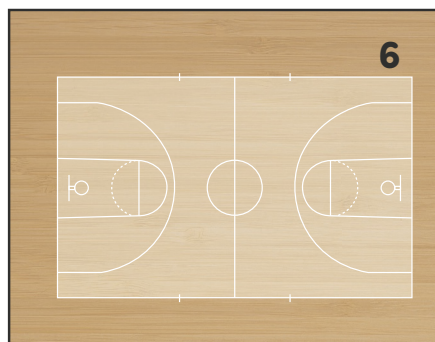
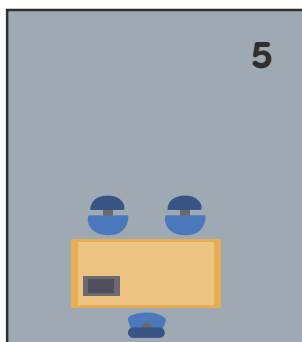
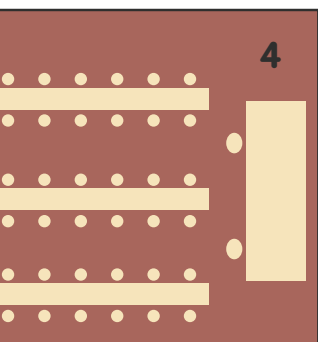
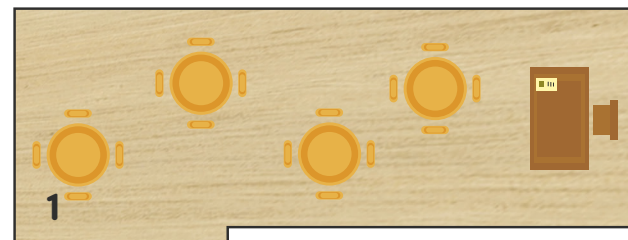
office

gym

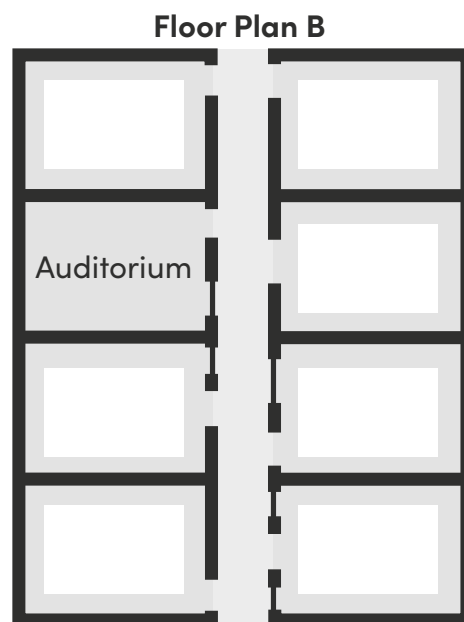
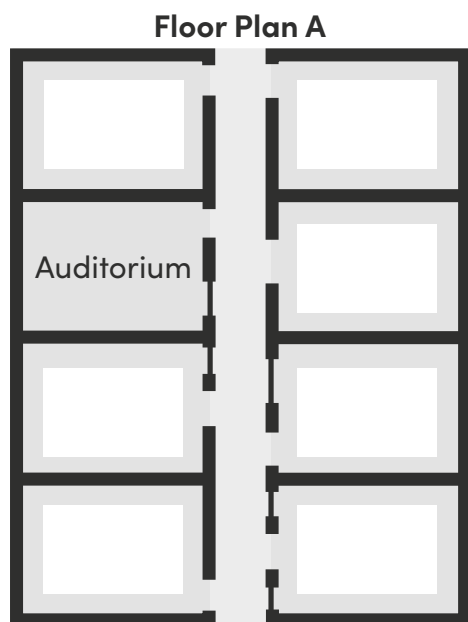
playground

restroom

classroom



3. Use the key in Activity 2 to number floor plan A. Ask a friend and number B.



Is the cafeteria next to the auditorium?



No, it isn't.



Which twin are you?

1. Where does the story take place? Check (✓) the correct picture.




at school



at home



in the forest

4  2. Listen and place the stickers. Listen again and join in:
Hello, Ben! How are you? Hello, Miss! I'm fine, thank you.





3. Look at Picture 1. What color is Ben's backpack?

5 4. Listen to the sounds and match to make names.

B

e

b



B

a

n



P

o

t



Signs

1. Match the signs to the words. Then play a memory game.

cafeteria

restroom

gym



classroom

office

computer room



What's the red triangle for?

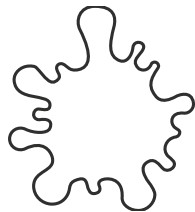


The computer room.

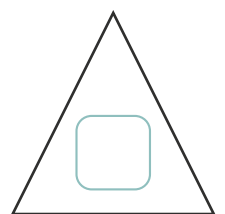
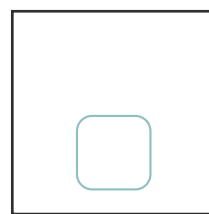
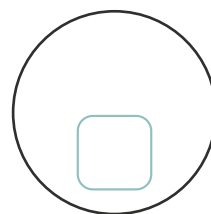
2. Follow the instructions and plan your sign.

1 Choose and check (✓) a place in Activity 1.


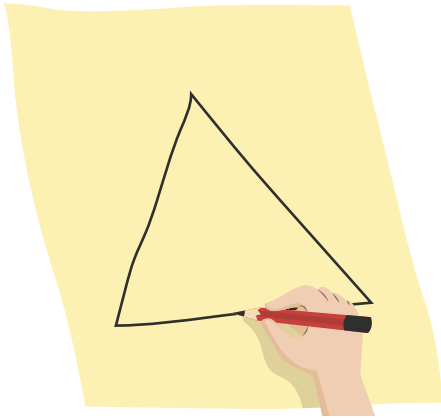
2 Choose a color.



3 Choose and check (✓) a shape.



3. Make your sign and show a friend.



This is for the gym.



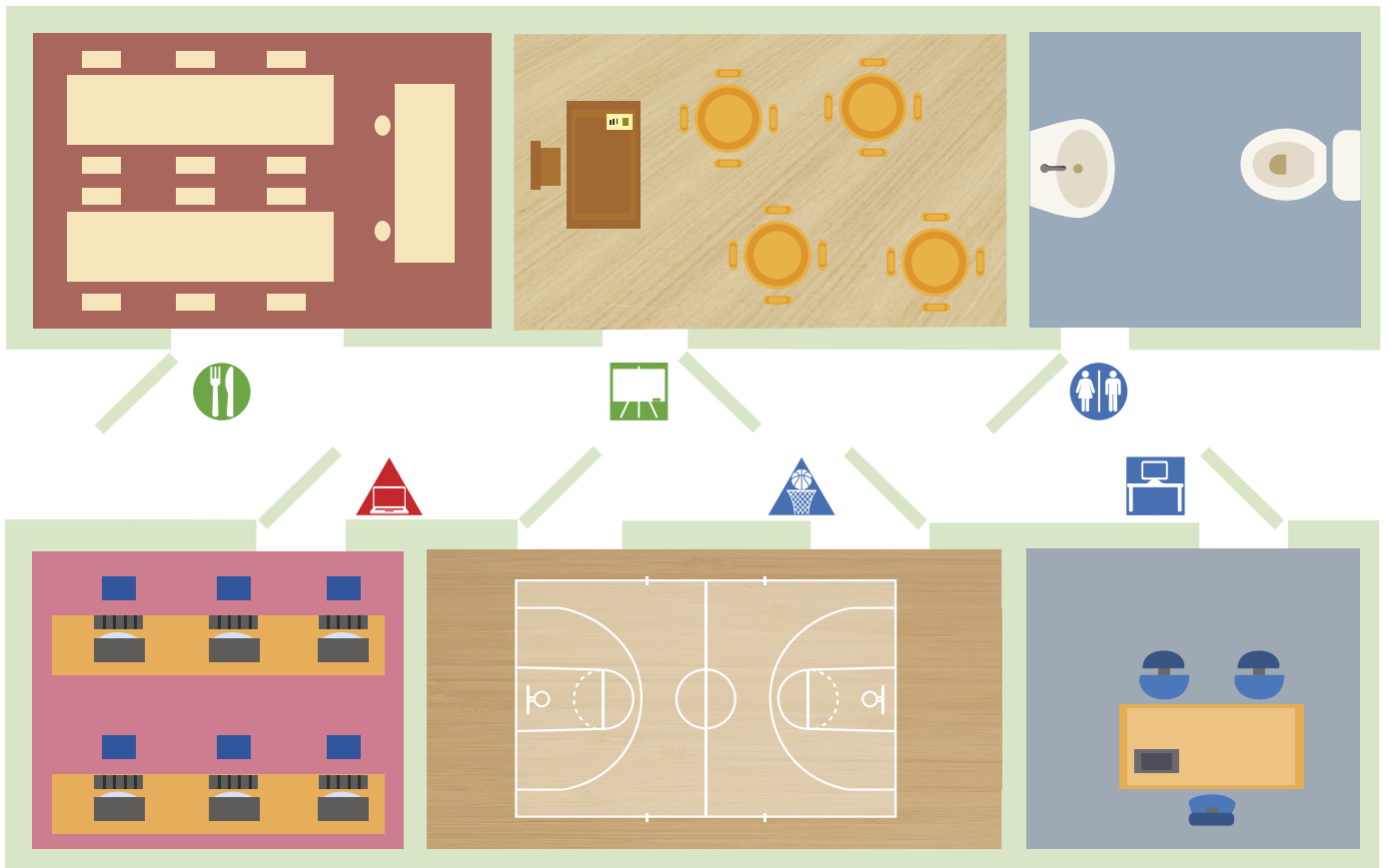
4. Label the school with your friends.

The gym is opposite the restroom.



The Log

6  1. Listen and say *True* or *False*.



2. Play *True* or *False* with your friends.



The gym is next to the office.



True!

3.  Check (✓) the correct code for the map.



4. Complete the picture dictionary with stickers. Trace over the words. Add more words.



classroom



restroom



gym



cafeteria



office



computer

room



5. Show a visitor around your school.

This is the office. It's next to the cafeteria.



2

Family Parties



We love having a family barbecue!



1. Check (✓) words to describe the picture.

outdoors

indoors

home

school

2. Listen and match the food to the plates.



mom



dad



Tina



Fred



Sam

3. Use the colors in the sentence to circle food words and names.

Here, **Fred**. Have a **hot dog**.

4. Role play the barbecue.

Here, David.
Have a **cookie**!



Oh! Yes, please!



Families

8  1. Listen and number the pictures. Sing the song.

Look at my family!

Ana's Pictures



2. Ask about the people in the pictures.

brother

sister

grandma

grandad

mom

dad




Who's that?



Her brother.

3. Draw two people from your family.



4. Ask about your friend's family.

