

ABOUT YOUR BOOK

Your *Student's Book* has 10 units that include comic strips, songs, games, and activities.

CHILDREN'S DAY
It is a special day at school.
Happy Children's Day!
First, there is a magic show...
Is there a rabbit in the hat?
Yes, there is.
Let's have fun!
No, there isn't! There is...
Next, there are races in the playground...
This is fun!
Good job!Candy!

...with prizes!
PRIZES
Are there any chocolate bars, Ms. Silver?
Yes, there are!
Then it's time for a drink!
CHILDREN'S DAY
Is there any water?
No, there isn't. But there's orange juice.
Are there any cookies?
Yes, there are! Look!
And there's ice cream and a chocolate cake!
Happy Children's Day!

1 Read and mark the sentences T (true) or F (false).
1. Jayden eats an ice cream. ____
2. Maya gets a prize. ____
3. The kids get toys. ____
4. The twins win a race. ____

2 Read, look, and point.
candy chocolate bars water cookies
ice cream chocolate cake

SAY!

A Read and label.

The Monster Face Song

Does the monster have eyes?
Yes, it does. It has two.
It has two 1) eyes.
Just like you!

Does the monster have 2) ears?
Yes, it does. It has two.
It has two ears just like you.

The monster has 3) hair.
The monster has 4) a nose.
And it has pink 5) lips.
It has two ears just like you.

RELATE!

A Read and color.

A Class Party

Kenji and Liz want to decorate their classroom for a party.
Kenji asks, "How many balloons are there?"
Liz counts them. "There are seven green balloons, eight orange balloons, and nine purple balloons," she says.
"How many blue balloons are there?" Kenji asks.
Liz counts them. "There are ten."
Let's decorate!

• Listen and check.
Read and trace.
Fred the friendly face.

GOT IT!

• Play tic-tac-toe in pairs.

How old...? 4 Cousin	Who...? Cousin	How old...? 6 Elephant
Who...? Grandma	Who...? Grandpa	Who...? Mom
How old...? 5 Bear	Who...? Dad	How old...? 3 Giraffe

CHECK IT!

I can...	Got It (✓)
• identify family members.	<input type="checkbox"/>
• give personal information.	<input type="checkbox"/>

UNIT 8
We are all different!

There are stickers and a picture dictionary at the back of your book.

STICKERS

Page 47

Page 37

Page 27

Stickers 109

Unit 6

crocodile
elephant
flamingo
giraffe
hippopotamus
lion
monkey
snake
tiger

Picture Dictionary 102

Check out the digital resources on

UDP GLOBAL

CONTENTS

WELCOME	Hello!	5
UNIT 1	Ready for school!	11
UNIT 2	My toys!	21
UNIT 3	Family Members	31
UNIT 4	Our house!	41
UNIT 5	Celebrate!	51
UNIT 6	My Favorite Animal	61
UNIT 7	The Way We Look	71
UNIT 8	I can swim!	81
GOODBYE	On Vacation	91
	Picture Dictionary	97
	Stickers	105

MEET THE GO-GETTERS!

HI, I'M MAYA!
WE'RE THE GO-GETTERS.





WELCOME



HELLO!

THE FIRST DAY!

2

It is the first day of school...



A Read and point.

Katy Maya Ben Sam Kristi Madison Jayden

The kids make friends.

Hi, Sam.

Hey, Madison!

Hi, Kristi!

Riiing!

5

Home time!

Good afternoon, Ms. Silver.

Good afternoon.

6

7

Goodbye, Ms. Silver.

Bye!

Bye, Jayden!

Ms. Silver makes a friend.

Hi! What's your name?

Aaaaaaa!

8

B Answer the question.

What's your name?

RELATE!



A Listen and number.  



• Thank you.



• Please.



• You're welcome.

B Read and match.


C Listen, look, and color.  4

 Grace

 Nick

 Sue

 Tim





A Read and match.



B Say.

Good morning.

What's your name?



Hello.

Tom.





1



**READY FOR
SCHOOL!**

TIME FOR SCHOOL!



Maya and Ben are at home...

Maya!

Ben!

1

Here, Maya. It's for school.

2

Look at my backpack!

3

What is it, Ben?

It's a pencil.

4

What is it, Dad?

It's a pen. And here's an eraser, too.

A Read and point. 

Ben Dad Mom Maya Poppy



B Look at picture 5. Mark (✓) the objects you see.

- | | | | |
|-----------------------------------|---------------------------------|-----------------------------------|--------------------------------|
| <input type="checkbox"/> backpack | <input type="checkbox"/> eraser | <input type="checkbox"/> notebook | <input type="checkbox"/> chair |
| <input type="checkbox"/> pen | <input type="checkbox"/> pencil | <input type="checkbox"/> ruler | <input type="checkbox"/> desk |



A Listen and attach the stickers. 



1. pencil



2. notebook




3. eraser




4. pen

B Read, trace, and say. 

pen



pencil



Poppy




C Listen and number. 



backpack

What is it?



pen



desk



eraser



ruler



chair



D Play the game. 

What is it?

No! What is it?

Yes!



It's a backpack!

It's a chair!



RELATE!



A Look and say. 



B Read, trace, and say. 



They're **crayons**.



They're **scissors**.



They're **books**.



They're **erasers**.

C Ask and answer. 

What are they?



They're books!



A Look, read, and number.

What's in my backpack?



1. They're notebooks!

2. It's a ruler!

3. They're pencils!


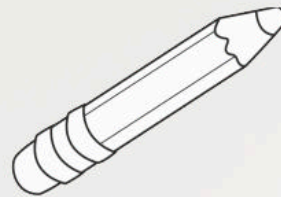
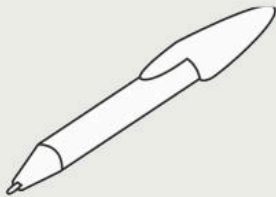
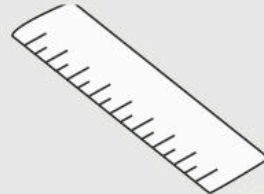
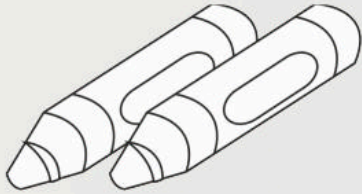
4. It's a crayon!

● Ask and answer.  

B Label the objects.

crayons ruler pen pencil notebook scissors

What's in my backpack?




● Color the pictures.



● Look at the pictures and answer the questions.

eraser ruler crayons

1. What is it?



It is a

2. What is it?



It is an

3. What are they?



They're

CHECK IT!

I can...	Got It (✓)
• ask about school objects.	<input type="checkbox"/>
• identify school objects.	<input type="checkbox"/>

VALUE! 
Be neat!



2

MY TOYS!

HAPPY BIRTHDAY!



2

It is Maya and Ben's birthday.



A Read and point.

bike ball baseball bat balloons




B Read and trace. Use the correct colors.

1. A **blue** baseball bat!
2. A **yellow** ball!
3. A **red** bike!



A Listen and color. 



B Look, read, and circle.



pike **bike**



doll **ball**



bear pear

C Listen and attach.  10

1

2

● Trace the correct answers.

1. What is it?

It's a teddy bear / It's a bike.

What color is it?

It's yellow. / It's blue.

2. What is it?

It's a balloon. / It's a ball.






What color is it?

It's red. / It's blue.

RELATE!



A Listen, count, and circle.  11

1			
2			
3			
4			
5			
6			

● Say the number of toys.  

B Read, look, and match.

one •



• four



two •



• five

three •



• six

C Listen and attach the stickers.  ¹²

1. How many cars are there?
There is one.

2. How many kites are there?
There are three.


3. How many dolls are there?
There are two.

4. How many balls are there?
There are six.



A Complete the sentences.


1. There are jump ropes.



2. There are teddy bears.



3. There are balls.



● Listen and check your answers.  13

B Look and count. Write the numbers.



=

1. There is



=



2. There are



=

3. There are

● Complete the sentences.



● Find and mark (x) the differences.



CHECK IT!

I can...	Got It (✓)
● identify and describe objects.	<input type="checkbox"/>
● talk about quantity.	<input type="checkbox"/>

VALUE!

Be happy
and play!



3

**FAMILY
MEMBERS**



A DAY AT THE PARK!

7

The twins are at the park with their dad.



Hey! There's Kristi!

Who is she?



She's a girl in our class.

Kristi!



Hi! Come meet my family!



Mom! This is Maya, and this is Ben.

Hello!

A Read and circle.

1. Maya and Ben are **at school** / **in the park**.
2. Kristi is with her **family** / **friends**.



5



6



7



8

B Read and match. Trace.

1. Who is he? •
2. Who is she? •

- He's my grandpa.
- She's my cousin.



A Look, listen, and circle.  15



1

It's my family!

Boys and girls,
Sing this song,
Sing this song!
It isn't long!



3



2

My 1) mom / dad,
my 2) grandma / dad,
My 3) brother / dad,
4) mom / sister and me—
What is it?
It's my family!



4

B Read and trace.



Meet my mom and me.

C Listen, look, and number.  16



D Draw your family and friends. Ask and answer. 

Who is she?



She's my sister!





A Listen and point.  17




B Read and circle the correct words.  

1. Monkey is **five** / **six**.
2. **Lion** / **Giraffe** has a monkey mask.

C Listen and attach the stickers. Complete the sentences.



I'm _____.



I'm _____.



I'm _____.



I'm _____.


D Ask and answer.

How old are you?

I'm...






A Look and read.




My name is Mara. I'm six. This is a picture of my family. My brother Paul is four. My mom is very nice. Her name is Betty. My grandpa is tall. His name is Ron. I love my family!

● Complete the sentences.

-  This is _____.
-  This is _____.
-  This is _____.

B Draw your family.



C Write about your family.

My Family!

Handwriting practice lines consisting of a solid blue top line, a dashed red middle line, and a solid blue bottom line. The first line contains the text "My Family!". There are four more sets of these lines below for writing practice.



● Play tic-tac-toe in pairs.



CHECK IT!

I can...	Got It (✓)
• identify family members.	<input type="checkbox"/>
• give personal information.	<input type="checkbox"/>

VALUE!

We are all different!