

Contents



Welcome Unit
Welcome to school! 4

Unit 1
The Classroom 9

Unit 2
My Face 17

Unit 3
My Family 25

Unit 4
Rooms of the House 33

Unit 5
Daily Routines 41

Unit 6
Weather 49

Unit 7
Pets 57

Unit 8
The Forest 65

Picture Dictionary 73

Stickers 81



Welcome to school!



Hi!

Hello!

First Day






Listen, mark, and say.







Listen, mark, and say.





Match and say.



The Classroom

1




The Big Spill



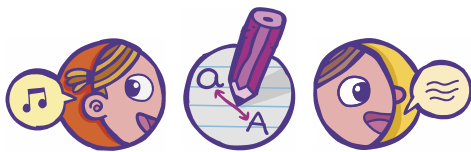


Attach the stickers and say.





Listen, match, and say.



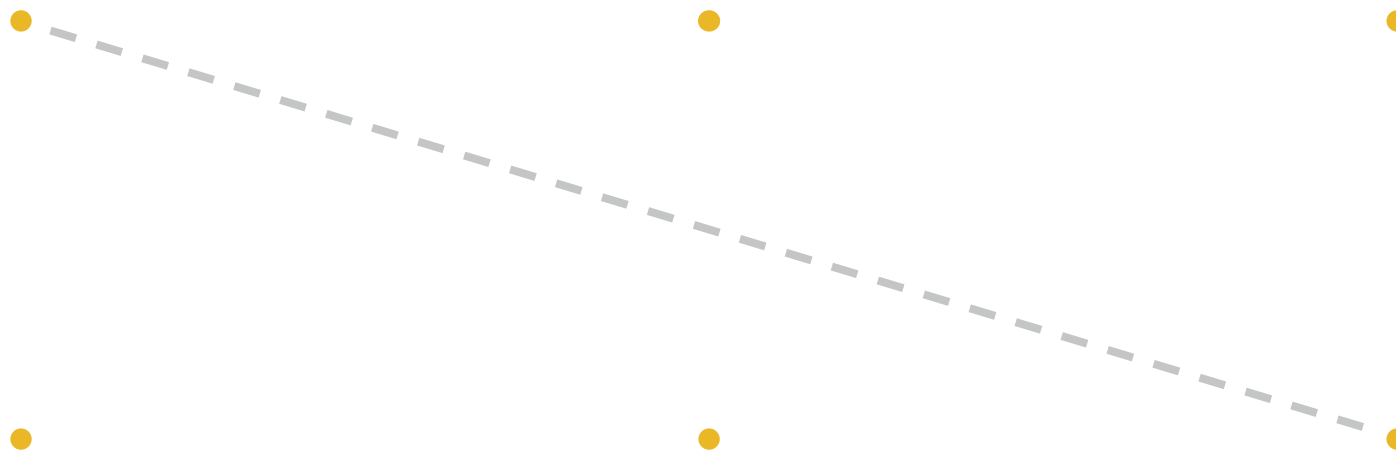
scissors



pencil



glue stick





Count and trace.




A large pencil illustration at the top of a yellow-bordered box. Below it, a dashed line starts with a black dot and an arrow pointing up and to the right, then continues as a vertical dashed line.

Two book illustrations at the top of a yellow-bordered box. Below them, a dashed line starts with a black dot and an arrow pointing up and to the right, then curves to the left, then down, then right, and finally down again.

Three pencil illustrations at the top of a yellow-bordered box. Below them, a dashed line starts with a black dot and an arrow pointing up and to the right, then curves to the left, then down, then right, then up, then left, then down, then right, and finally up.



Follow, look, and say.


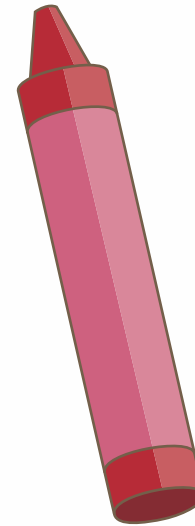
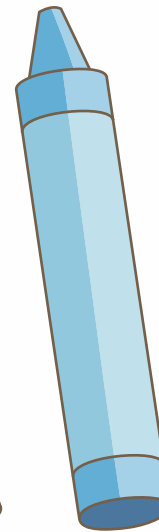
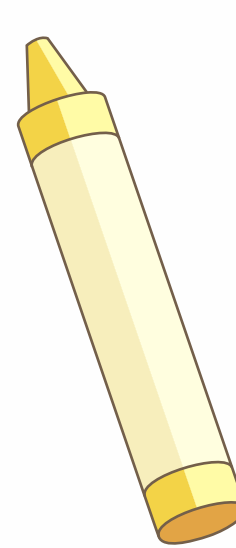




Start





Cut and make.



My School Supplies



1

Unit



My Face 2



I Spy

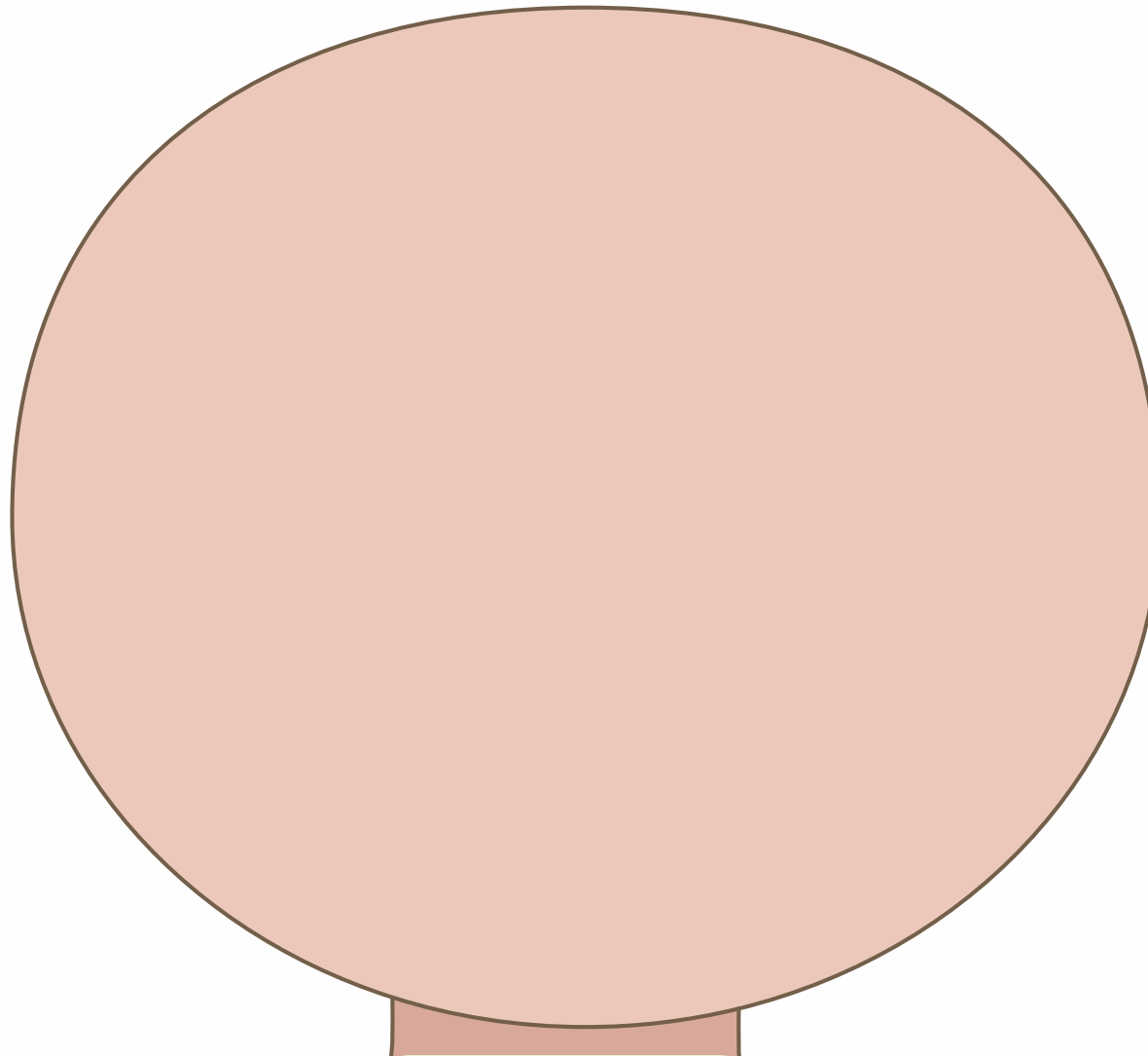





Attach the stickers and say.




Page
83



My Face!




Listen and mark.






Look, color, and count.





Look, draw, and say.

An orange-bordered square containing a simple line drawing of an eye.

A large, empty rectangular box with rounded corners and a red border, intended for drawing.

A blue-bordered square containing a simple line drawing of a nose.

A large, empty rectangular box with rounded corners and a red border, intended for drawing.

A purple-bordered square containing a simple line drawing of a smiling mouth with lips.


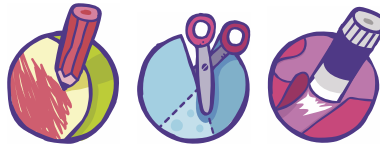
A large, empty rectangular box with rounded corners and a red border, intended for drawing.

A green-bordered square containing a simple line drawing of an ear with sound waves.

A large, empty rectangular box with rounded corners and a red border, intended for drawing.



Color, cut, and glue.





2

Unit

My Family

3



Movie Night







Attach the stickers and say.





Page
85





Listen, look, and mark.





Look, count, and match.



1 •



2 •




3 •






Draw, color, and say.



My Family



Cut and play.





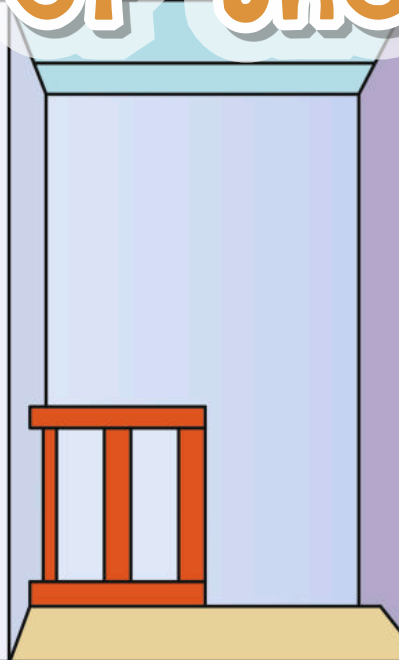
3

Unit



Rooms of the House

4


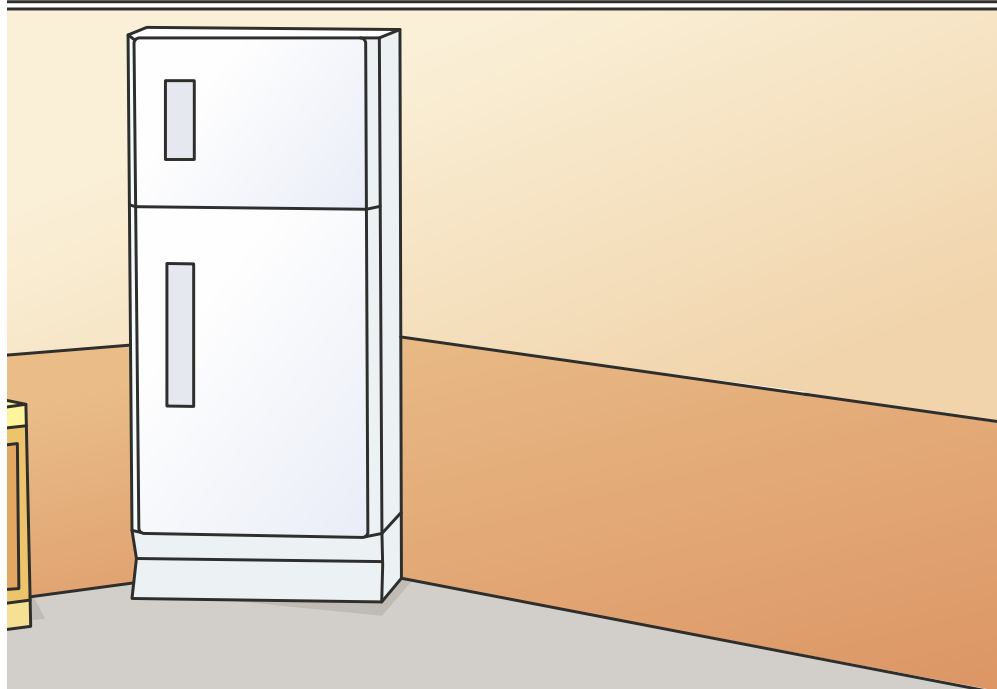
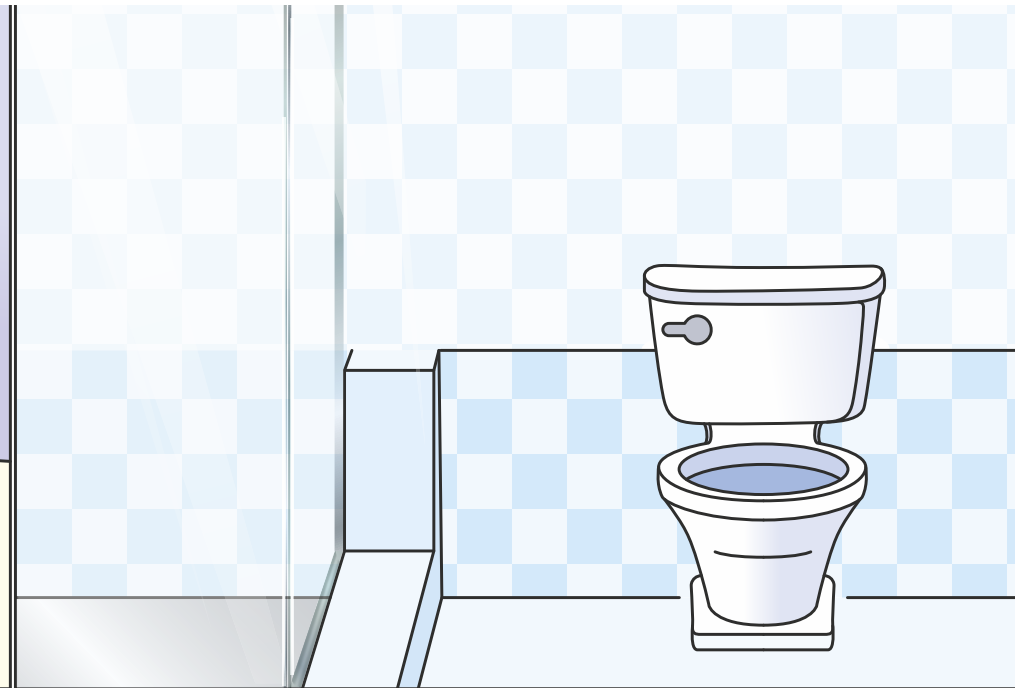
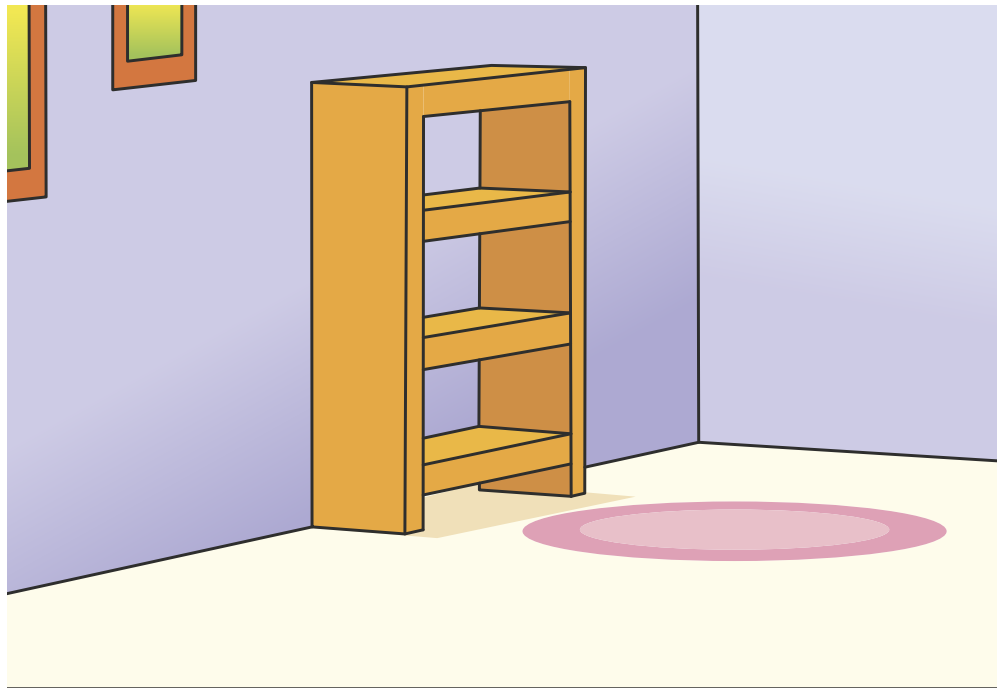



Playtime



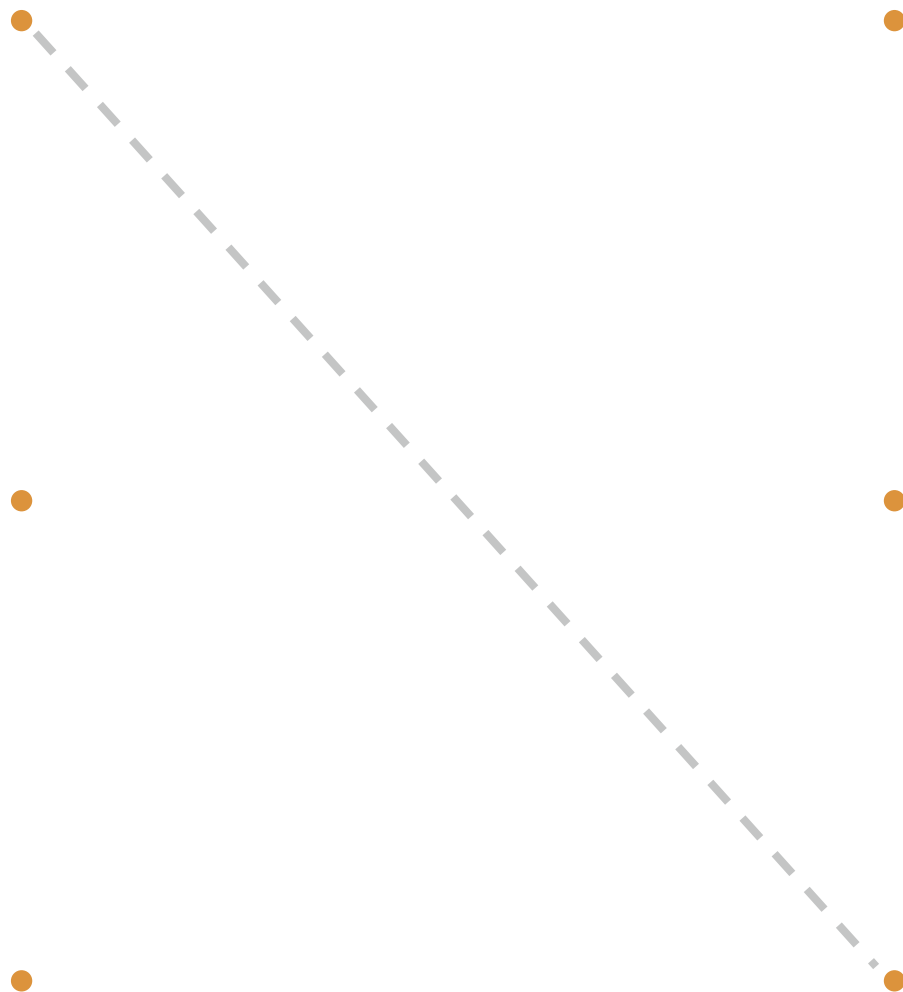


Attach the stickers and say.



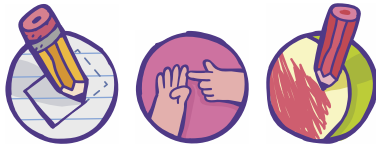


Listen and match.





Trace, count, and color.




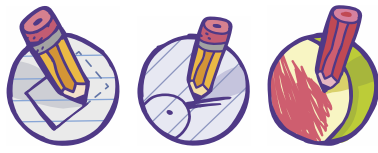
A tracing exercise for a bed. The top part shows a dashed line starting with a black dot and an arrow pointing up and to the right, then continuing vertically down. Below the line is a line drawing of a bed.

A tracing exercise for a shower. The top part shows a dashed line starting with a black dot and an arrow pointing up and to the right, then curving down and to the left, then continuing horizontally to the right. Below the line is a line drawing of a shower with two showerheads.

A tracing exercise for three monitors. The top part shows a dashed line starting with a black dot and an arrow pointing up and to the right, then curving down and to the left, then continuing horizontally to the right, then curving down and to the left, then continuing horizontally to the right. Below the line are three line drawings of computer monitors.



Trace, draw, and color.





Cut, glue, and play.

